




Speed Sounds /oo/ and /oo/



and



Picture side of cards

Step 1 I can say the picture phrase.

Letter side of cards

Step 2 I can read the sound.

Step 3 I can read the sound speedily, with some other sounds I have learnt.

Read the words below

Step 4 I can read the words below using Fred Talk.

4

<u>moon</u> <input type="checkbox"/>	<u>hay</u> <input type="checkbox"/>
<u>low</u> <input type="checkbox"/>	<u>zoom</u> <input type="checkbox"/>
<u>feed</u> <input type="checkbox"/>	<u>day</u> <input type="checkbox"/>
<u>seen</u> <input type="checkbox"/>	<u>root</u> <input type="checkbox"/>
<u>shoot</u> <input type="checkbox"/>	<u>room</u> <input type="checkbox"/>

4

<u>took</u> <input type="checkbox"/>	<u>shook</u> <input type="checkbox"/>
<u>stray</u> <input type="checkbox"/>	<u>green</u> <input type="checkbox"/>
<u>foot</u> <input type="checkbox"/>	<u>tooth</u> <input type="checkbox"/>
<u>slight</u> <input type="checkbox"/>	<u>know</u> <input type="checkbox"/>
<u>look</u> <input type="checkbox"/>	<u>good</u> <input type="checkbox"/>

Image from "Read. Write Inc" by Ruth Miskin