
The Lighthouse Keeper's Lunch

— Tuesday 7th July 2020 —
WALT write instructions.

Star Words 🗣️

Bossy verbs

wash



get



spread



put



cut



enjoy



How to make a jam sandwich

Now look back at your drawings from yesterday.



Imagine you are a Youtuber! Use your pictures to give someone instructions on how to make a jam sandwich.

Remember to:

- use adverbs of time (first, next, then)
- use bossy verbs (wash, get, spread, put)

If you did this challenge yesterday, practise again!

Use these sentence starters to help you:

First

Next

Then


After that

Finally





Enjoy


1. First **wash** your hands with soap and water.
2. Next...

How to make a jam sandwich

 Write a title, what you will need and your instructions using sentences in your purple book. Use your pictures to remind you of the steps.

Remember to:

- use your **FRED talk** to spell your words 
- use a **finger space** between each word 
- use a **capital letter** at the beginning of your sentences and a **full stop** at the end  
- write each instruction on a **new line**
- use **adverbs of time** (first, next, then)
- use **bossy verbs** (wash, get, spread, put)

 Read back your sentences with someone to check you have done all the things above.

