






English Tuesday 12/05/20

WALT plan our own version of the story.

Here are some pictures of the main things that happened in the story (events) of Jim and the Beanstalk.



Think about the ending of the story:



- Do you want to change the ending?
- Do you want your characters to become friends?
- Or do you want the giant character to catch the Jim character?

In my ending, Bill and the bear are going to become friends. Bill is going to invite the bear to his house for dinner. I will change this in my story map.



Draw a story map following the events of Jim and the Beanstalk using your own characters and objects. Remember to change the ending, if you want to!

See my story map on the next page to help you.

Challenge:



Make puppets of your new characters and objects for your puppet theatre. Act out your version of the story with your puppets!

Tuesday 12th May 2020



WALT plan our own version of the story.

