

Thursday 11th June 2020

- WALT expand a simple noun phrase.

Success Criteria

- I can write a simple noun phrase.
- I can use adjectives to expand a simple noun phrase.
- I can select adjective(s) to describe a noun to create effects.
- I can add expansion after the noun phrase.

Activity Consequence Game




- **If you can, work with one other person. If not, work independently. You can use the monsters on the next slide or draw your own.**
- using plain A4 paper/paper in your purple book.
- The first player draws the head of a monster and passes it unseen (by means of folding) to the second player.
- The second player draws the body, then passes it back to the first player.
- The first player draws the legs then passes it on.

Reveal the monster by unfolding the paper.

Firstly, identify the monster with a simple noun phrase 'the monster'.

Create sentences to describe the monster using expanded noun phrases.




Describe the two monsters.

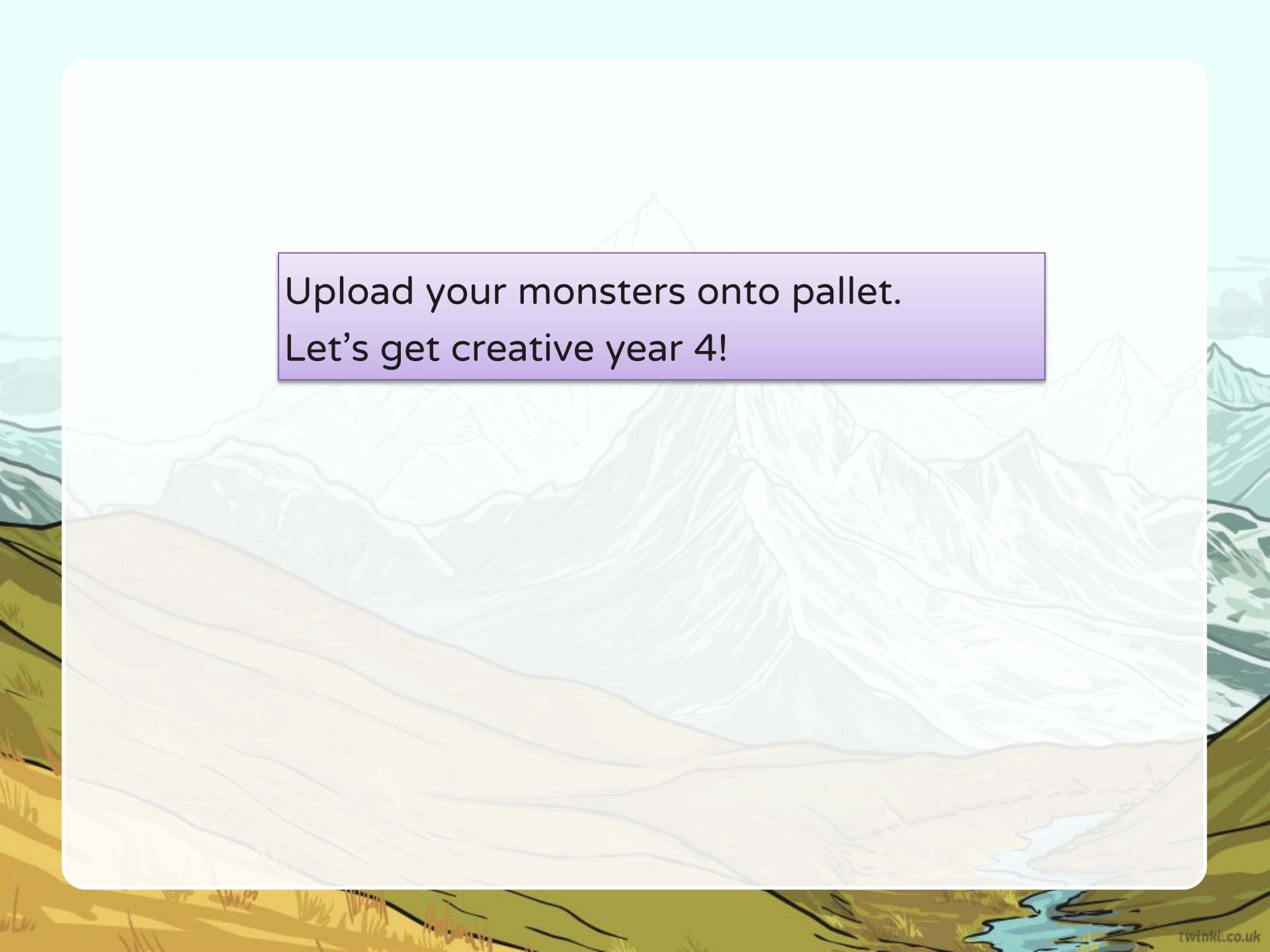
Use expanded noun phrases to build up a different effect for the two monsters.

nice



mean



The background of the slide is a stylized illustration of a mountain range. The mountains are rendered in shades of light blue and white, with dark blue outlines. In the foreground, there are rolling hills in shades of yellow and green, with a small stream or river winding through the valley. The overall style is simple and artistic.

Upload your monsters onto pallet.
Let's get creative year 4!