

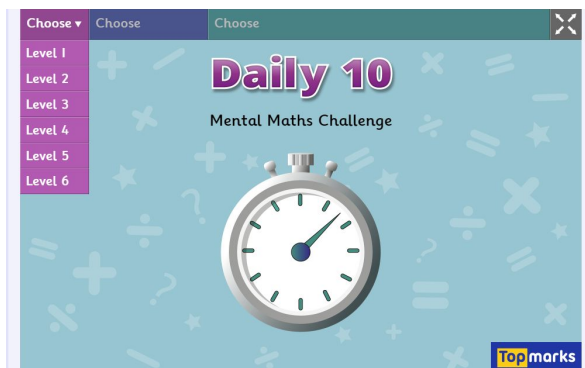
Tuesday 14th July 2020

WALT complete a simple symmetric figure with respect to a specific line of symmetry

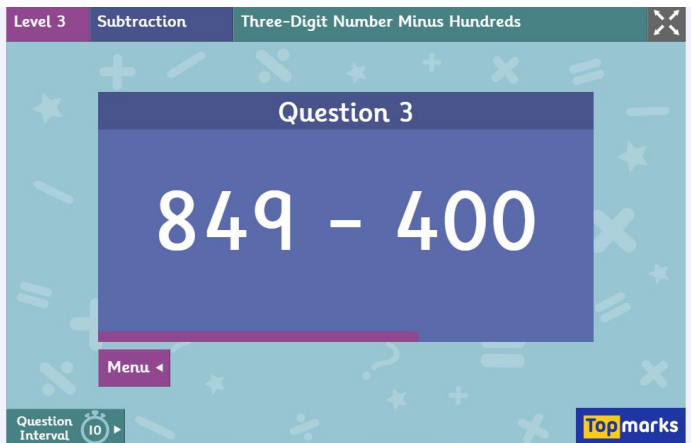
Mental Starter: It's that time again...time to practise your subtraction skills!

Choose Level 3 or Level 4 and have your pencil and paper ready!

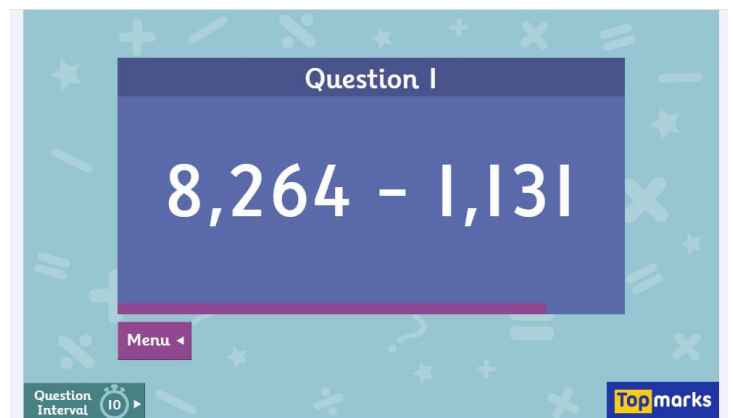
<https://www.topmarks.co.uk/maths-games/daily10>



Example of Level 3 Questions



Example of Level 4 Questions

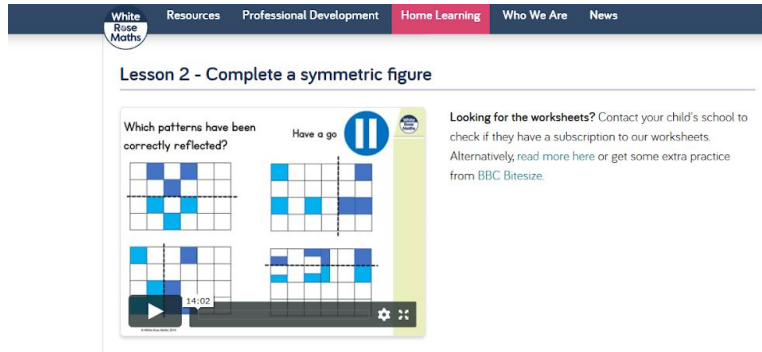


MAIN LESSON

Watch the video - Year 4 (w/c 14th July) Lesson 2.

<https://whiterosemaths.com/homelearning/year-4/>

After watching the video you will need to scroll down to the link below to complete the worksheet.



White Rose Maths

Resources Professional Development Home Learning Who We Are News

Lesson 2 - Complete a symmetric figure

Which patterns have been correctly reflected?

Have a go

Looking for the worksheets? Contact your child's school to check if they have a subscription to our worksheets. Alternatively, read more here or get some extra practice from BBC Bitesize.

14:02

Complete the worksheet:

<https://resources.whiterosemaths.com/wp-content/uploads/2020/06/Lesson-2-Complete-a-symmetric-figure.pdf>

Remember, you can watch the video again if you get stuck.

Now check and correct your answers.

Answers to worksheet:

<https://resources.whiterosemaths.com/wp-content/uploads/2020/06/Lesson-2-Answers-Complete-a-symmetric-figure-1.pdf>

If you need more support, go to the BBC Bitesize website and choose **Y4/P5**: <https://www.bbc.co.uk/bitesize/dailylessons>

Year 1 / P2 Age 5-6 lessons	Year 2 / P3 Age 6-7 lessons	Year 3 / P4 Age 7-8 lessons
Year 4 / P5 Age 8-9 lessons	Year 5 / P6 Age 9-10 lessons	Year 6 / P7 Age 10-11 lessons
Year 7 / S1	Year 8 / S2	Year 9 / S3