

Hola niñas/niños

Happy Wednesday!

We are starting the lesson with our optional challenge mat. Remember, you do not need to attempt all of the questions.

Maths Mat 1 - If you can't print our the sheet, leave out section 8.

Year 5 Maths Activity Mat

Section 1
Complete these linear sequences:

4562	5562			
41 786	40 786			
77 309	87 309			
622 792	612 792			

Section 2
Put the numbers from 1 to 20 on this Carroll Diagram:

	Prime Number	Not a Prime Number
Even number		
Odd number		

Section 3
Calculate:

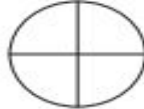
$40 \times 6 =$

$7 \times 50 =$

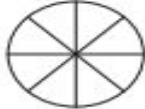
$80 \times 30 =$

$1200 \times 11 =$

Section 4
Shade the following circles so the same fraction is shaded in both and write the fraction that they represent:



.....





.....



Section 5
Round the following numbers to the nearest whole number and nearest tenth:

Number	Nearest whole	Nearest tenth
16.45		
1.06		
2.98		
67.59		

Section 6
A bus journey starts at 16:13 and finishes at 18:05. How long is the journey?

Section 7
For each of the following shapes, explain why they are or are not a rectangle.

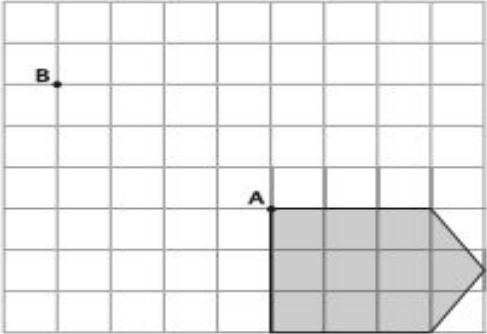



.....

.....

.....

Section 8
Translate this shape from point A to point B:



For the main task we are going to continue to work from the White Rose site. We are going to add decimals with the same number of places. Please follow the link carefully.

Please let the video guide you when tackling the activity.

1. Copy or click on the link (press Ctrl then click) <https://whiterosemaths.com/homelearning/>

Then click Year 5

The screenshot shows the White Rose Maths Home Learning page. At the top, there is a 'Summer Term Plans' banner with a 'Click here for more details' button. Below this, a message reads: 'Hello there, Parents and Carers! As schools worldwide close for now in response to COVID-19, you might be wondering how best to help your child or children with their studies at home. Always happy to help, the White Rose Maths Team has prepared a series of five maths lessons for each year group from Year 1-8. We will be adding five more each week for the next few weeks. Every lesson comes with a short video showing you clearly and simply how to help your child to complete the activity successfully.'

On the right side, there is a navigation menu with the following items: Home Learning, Summer Term, Easter Fun, Home Learning - Early Years, Home Learning - Year 1, Home Learning - Year 2, Home Learning - Year 3, Home Learning - Year 4, Home Learning - Year 5, Home Learning - Year 6, Home Learning - Year 7, Home Learning - Year 8, Home Learning - Year 9, and Home Learning - Year 10.

At the bottom, there is a grid of buttons for each year group: Early Years, Year 1, Year 2, Year 3, Year 4, Year 5, Year 6, Year 7, Year 8, Year 9, Year 10, and By Topic. A blue arrow points to the 'Year 5' button with the word 'click' written next to it.

Adding decimals with the same number of decimal places

- 1 Complete the additions.
Use the place value charts to help you.

a) $4.45 + 3.21 = \square$

Ones	Tenths	Hundredths
1 1 1	0.1 0.1 0.1	0.01 0.01 0.01
1	0.1	0.01 0.01
1 1 1	0.1 0.1	0.01

4	4	5
+	3	2
.		

b) $4.45 + 3.61 = \square$

Ones	Tenths	Hundredths

4	4	5
+	3	6
.		

c) $4.45 + 3.78 = \square$

Ones	Tenths	Hundredths

4	4	5
+	3	7
.		

Which calculation was easier? Talk about it with a partner.



- 2 Use the column method to work out the additions.

a)

	5	3	
+	2	5	
.			

e)

		3	1	0	2
+		5	8	7	6
.					

b)

	6	0	3
+	3	9	1
.			

f)

	1	2	0	3	4
+		9	2	2	7
.					

c)

	2	3	2
+	1	0	1
.			

g)

	5	7	5
	5	3	2
+	5	0	1
.			

d)

	6	3	7
+	6	2	6
.			

h)

	1	4	9	9	
+	1	2	3	7	
.					

3 Work out the calculations.

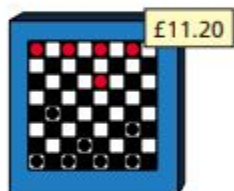
Write $<$, $>$ or $=$ to make the statements correct.

a) $0.64 + 4.79$ $5.01 + 0.23$

b) $7.427 + 3.238$ $5.427 + 5.832$

c) $3.08 + 4.63$ $4.84 + 2.87$

4 Teddy is working out the total cost of these items.



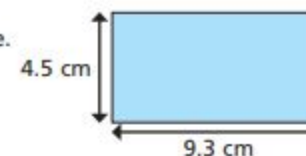
Here are his workings.

$$\begin{array}{r} 5 \cdot 7 \ 5 \\ + 1 \ 1 \cdot 2 \ 0 \\ \hline 6 \ 8 \cdot 7 \ 0 \end{array}$$

Talk to a partner about Teddy's mistake.

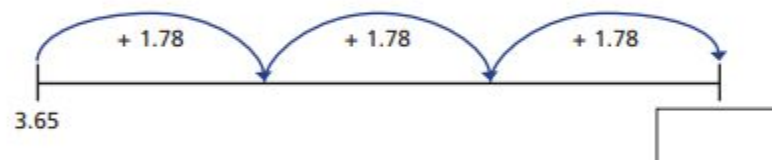
Work out the correct answer.

5 Work out the perimeter of the shape.



perimeter = cm

6 Complete the number line.



7 Eva starts with the number 1.62



I added a number and got 2.8

Eva

Rosie

This is impossible as 2.8 only has one digit after the decimal.



Is Rosie correct? _____

Talk about it with a partner.

Answers -

Adding decimals with the same number of decimal places



1 Complete the additions.

Use the place value charts to help you.

a) $4.45 + 3.21 = 7.66$

Ones	Tenths	Hundredths
1 1 1	0.1 0.1 0.1	0.01 0.01 0.01
1	0.1	0.01 0.01
1 1 1	0.1 0.1	0.01

4	4	5	
+	3	2	1
7		6	6

b) $4.45 + 3.61 = 8.06$

Ones	Tenths	Hundredths
0 0 0	0 0 0 0 0	0 0 0
0 0	0 0 0 0 0	0 0 0
0 0	0 0 0 0 0	0

4	4	5	
+	3	6	1
8		0	6
1			

c) $4.45 + 3.78 = 8.23$

Ones	Tenths	Hundredths
0 0 0	0 0 0 0 0	0 0 0
0 0	0 0 0 0 0	0 0 0
0 0	0 0 0 0 0	0 0 0

4	4	5	
+	3	7	8
8		2	3
1	1		

Which calculation was easier? Talk about it with a partner.



2 Use the column method to work out the additions.

		5	3	
		+	2	5
		7		8

		3	1	0	2	
		+	5	8	7	6
		8		9	7	8

		6	0	3	
		+	3	9	1
		9		9	4

		1	2	0	3	4	
		+	9	2	2	7	
		2		1	2	6	1

		2	3	2		
		+	1	0	1	7
		1		2	4	9

		5	7	5		
		+	5	3	2	
		1		6	0	8

		6	3	7		
		+	6	2	6	
		1		2	6	3

		1	4	9	9	
		+	1	2	3	7
		2		7	3	6

3 Work out the calculations.

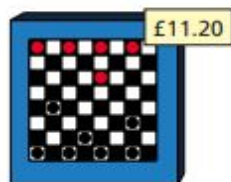
Write $<$, $>$ or $=$ to make the statements correct.

a) $0.64 + 4.79$ $>$ $5.01 + 0.23$

b) $7.427 + 3.238$ $<$ $5.427 + 5.832$

c) $3.08 + 4.63$ $=$ $4.84 + 2.87$

4 Teddy is working out the total cost of these items.



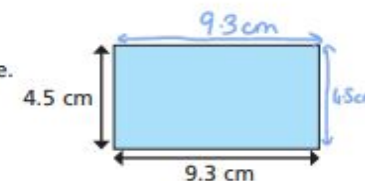
Here are his workings.

$$\begin{array}{r} 5.75 \\ + 11.20 \\ \hline 68.70 \end{array}$$

Talk to a partner about Teddy's mistake.

Work out the correct answer.

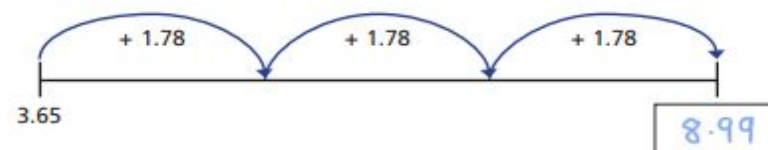
5 Work out the perimeter of the shape.



$$\begin{aligned} &4.5 + 9.3 + 4.5 + 9.3 \\ &= 9 + 18.6 \\ &= 27.6 \end{aligned}$$

perimeter = 27.6 cm

6 Complete the number line.



7 Eva starts with the number 1.62



Eva

I added a number and got 2.8

Rosie



This is impossible as 2.8 only has one digit after the decimal.

Is Rosie correct? No

Talk about it with a partner.

Challenge mat answers 1-

Year 5 Maths Activity Mat: 3

Answers

Section 1

Complete these linear sequences:

4562	5562	6562	7562	8562
------	------	-------------	-------------	-------------

41 786	40 786	39 786	38 786	37 786
--------	--------	---------------	---------------	---------------

77 309	87 309	97 309	107 309	117 309
--------	--------	---------------	----------------	----------------

622 792	612 792	602 792	592 792	582 792
---------	---------	----------------	----------------	----------------

Section 2

Put the numbers from 1 to 20 on this Carroll Diagram:

	Prime Number	Not a Prime Number
Even number	2	4, 6, 8, 10, 12, 14, 16, 18, 20
Odd number	3, 5, 7, 11, 13, 17, 19	1, 9, 15

Section 3

Calculate:

$40 \times 6 = 240$

$7 \times 50 = 350$

$80 \times 30 = 2400$

$1200 \times 11 = 13\ 200$

Section 4

Shade the following circles so the same fraction is shaded in both and write the fraction that they represent:

Open ended answers: Same fraction shaded in each shape and correct fraction written alongside.

Section 5

Round the following numbers to the nearest whole number and nearest tenth:

Number	Nearest whole	Nearest tenth
16.45	16	16.5
1.06	1	1.1
2.98	3	3
67.59	68	67.6

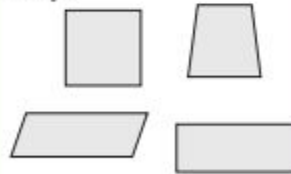
Section 6

A bus journey starts at 16:13 and finishes at 18:05. How long is the journey?

1 hour 52 minutes

Section 7

For each of the following shapes, explain why they are or are not a rectangle.



The square and oblong are rectangles because they have opposite sides of equal length and the internal angles are right angles.

Section 8

Translate this shape from point A to point B:

