

Thursday 23<sup>rd</sup> April 2020

WALT recognise and spell homophones

This week we have recapped on tricky homophones.



Today, we are going to focus on the homophones required for you to learn in years 5 and 6.

Below are homophone pairs that have been represented by pictures. These are helpful to you if you are unsure of the meanings.

Take some time to look at the homophone pairs and their meanings then choose one of the tasks below to complete.

**TASK 1.** Select 6 (or more) pairs of homophones and write some interesting sentences using each of them.

**TASK 2.** Select 6 (or more) pairs of homophones and create your own picture dictionary to show the definition of each homophone.



who's

whose



**alter**



**altar**



**bridal**



**ascent**



**assent**



**bridle**



**cereal**



**serial**



**complement**



**principal**



**principle**



**profit**




**prophet**



**descent**



**dissent**



**desert**



**dessert**



**draft**



**draught**