



**INTERACTIVE**

---

LEARNING DIARY

# What is ILD?

<http://www.interactivelearningdiary.co.uk/>

An e-based online profile.

We use it to:

- record observations of what children are doing in their day – learning journey
- assess your child's progress within the Early Years Guidelines.
- Plan exciting activities and lessons to ensure children are progressing.
- Give the parents and cares access to what their child is learning throughout the year.

# How does ILD support my child?

## Observations and Assessments in the Classroom

Observation recording is simple, using the automatic transfer of photographs from your own digital camera\* to the photo library, spell checking written text and linking direct to the Curriculum statements.



The screenshot displays the 'Observation Entry' interface. At the top, it shows the title 'Observation Entry' and a navigation bar with various icons. Below this, the user's profile is shown as 'Nathan Black (Reception)'. The main content area is divided into two columns. The left column contains a text entry for an observation. The right column contains a photo gallery.

**Observation Entry**

**Nathan Black (Reception)**

Date: 14/02/2013  Teacher Led  Child Initiated

Title: Painting

Daniel is enjoying exploring colour using paints. He uses his hands to mix the different colours. He says he has made orange, purple and green and the paints feels cold and slippy. He is proud of his picture and wants to take it home to show mummy.

[Clear](#) | [Add Another Photo](#)

Don't forget you can add as many photographs to this observation as you like! Once you've saved your first photo, simply click 'Add Another Photo', drag another photo over and click 'Save' again.

Add Next Step target below (optional):

Photos taken on: 14/02/2013

[Unlink additional photo\(s\)](#) | [Show uploaded photo](#)

Once you have selected and uploaded your photos, click 'Refresh Photos' to update the view above.

Home | Help, Support and Downloads | Version: 5.0.0.0 Logged in as: Sarah Jones Logout

# Curriculum and outcomes

When an outcome has been identified, the right system has been adopted to gauge the level of ability against each statement.

The ILD contains all the age groups within the **Curriculum for Excellence** for Scotland and the **NEW 2012 EYFS** in England, from Birth to the Early Learning Goals including the 'Characteristics of Effective Learning'. However, due to its flexibility a custom curriculum could be created by colleges or similar organisations.

The screenshot displays the 'Experiences and Outcomes' software interface. At the top, it shows the title 'Experiences and Outcomes' and a user profile for 'Nathan Black (First)'. Below the profile, there is an 'Observation Date: 14/02/2013' and a 'Return To: Observation | Pupil Portfolio' link. A 'Save Outcomes' button is also visible. The main content area is divided into two columns. The left column lists various curriculum areas with expandable icons: (EXA) Expressive Arts, (HWB) Health and Wellbeing, Languages, (MNU) Mathematics, Religious and Moral Education, (SCN) Sciences, (SOC) Social Studies, (TCH) Technologies, (KP) Key Principles of Effective Practice, and (CD) Child Development Milestones. The right column shows a detailed view of outcomes for two age groups: '0-3 months' and '3-6 months'. Each outcome is listed with a checkbox and a progress indicator consisting of three colored squares (red, yellow, green). For the 0-3 months group, outcomes include: 'I can move my arms and legs in an energetic manner' (checkbox unchecked, progress 2/3), 'I can turn my eyes towards light and moving objects' (checkbox unchecked, progress 2/3), 'I respond to touch' (checkbox unchecked, progress 2/3), 'I can roll part way to my side when lying on my back' (checkbox unchecked, progress 2/3), and 'I can raise my head when lying on my tummy - But I can't support my head yet' (checkbox unchecked, progress 2/3). For the 3-6 months group, outcomes include: 'I can lift my head and chest when I lay on my stomach and can support my head' (checkbox unchecked, progress 2/3) and 'I can follow a moving object with my eyes' (checkbox unchecked, progress 2/3). At the bottom of the interface, there is a footer with 'Home | Help, Support and Downloads | Version: 5.0.0.0' and 'Logged in as: Sarah Jones Logout'.

## Pupil Portfolio

Each child has an automatically created e-portfolio which will detail their observations, progress and relevant evidence within including photographs.

This can be produced as a PDF document, ideal for parents viewing and Archiving information.

# Pupil portfolio

 Pupil Portfolio          

---

 **Daniel Alden** (Reception) 

**Pupil Diary** | **My Voice**

From Date:  to:   All  Observations  Learning Journeys  [Daniel Alden](#)  [Print Page](#)

---

|  |  |
|--|--|
| <p><b>Title</b><br/>Painting</p> <p>Daniel is enjoying exploring colour using paints. He uses his hands to mix the different colours. He says he has made orange, purple and green and the paints feels cold and slippy. He is proud of his picture and wants to take it home to show mummy.</p> | <p><b>Written On</b><br/>14/02/2013</p> <p><b>By</b><br/>Sarah Jones</p>  |
| <p><b>Outcomes</b></p>   | <p><b>Next Steps</b><br/>No Next Steps found</p>   |

---

|   |  |
|---|--|
| <p><b>Title</b><br/>Winter walk</p> <p>The children participated in a group discussion about our winter walk.</p> | <p><b>Written On</b><br/>14/02/2013</p> <p><b>By</b><br/>Sarah Jones</p>  |
|---|--|

# Parental input

<https://portal.interactivelearningdiary.co.uk>

## What is the Parent Portal?

For parents and carers to

- access information regarding your child's progress.
- see what your child has been doing at school.
- add photos and comments about fun and interesting activities your child has been doing when they are not at school.
- to help the class teachers to have a real understanding of your child's interests which will help them to plan for their learning.

### Security

- No one else can look at your child's information without the user name and password that is specific for your child.
- Each member of staff has their own ipad and login/password so that no one else can access the information on that ipad.
- Information is not stored on the ipad.

# Parental input

<https://portal.interactivelearningdiary.co.uk>



To register for the ILD Parent Portal, please complete the details below. Please insert your unique registration code which you have received from your child's nursery or school.

Unique Registration Code:

Child Date of Birth:

Title:

Your First Name:

Your Last Name:


Your Email Address:  

Confirm Email Address:

Telephone:

Mobile:

I'm not a robot



**PLEASE NOTE:** If you experience any difficulties with your

# Accessing the Parent Portal?

## How do I sign in and view my child's online portfolio?

Visit the ILD portal sign in page, either directly at <https://portal.interactivelearningdiary.co.uk> or via the ILD website. There is also an app that can be downloaded to apple devices and most android phones.

Each parent user will have their own dedicated ILD account. could have their own



INTERACTIVE  
LEARNING DIARY

To sign in, simply enter your username and password

User Name:

Password:

[Forgotten Password?](#)




Once you have submitted your request, the school or nursery will review and approve your account which will automatically send your user account details to your registered email address.




# Parent portal

<http://www.interactivelearningdiary.co.uk/ParentPortal.aspx>




INTERACTIVE  
LEARNING DIARY

[Home Page](#) | [Pupil Diary](#) | [My Voice](#) | [Observations](#) | Logged in as: [Jane Smith](#) [Logout](#)



Samantha Campbell



\*\*\* Daniel Aiden \*\*\*

## Welcome to the Parent Portal at **ILD EYFS DEMO**

ILD EYFS DEMO is pleased to offer you, as parents, the ability to access information regarding your child's progress.

It has been designed to improve home/school communication and to allow parents to take a more informed view of their children's progress at school/nursery.

The Parent Portal system pulls information directly from the Interactive Learning Diary, and is updated in real-time throughout the day. After you have logged in you will be able to access your child's observations and outcomes, together with any photographic evidence. In the future you will also be able to access progress against the curriculum, school reports and upload observations made at home.

### Getting Started

1. If you only have one child then he/she will have been selected for you, otherwise, simply select one of your children's photos on the left.
2. Once your child has been selected you will be able to browse their Portfolio to view written observations, outcomes and photographs.
3. To view another child, return to this home page and select another photo.

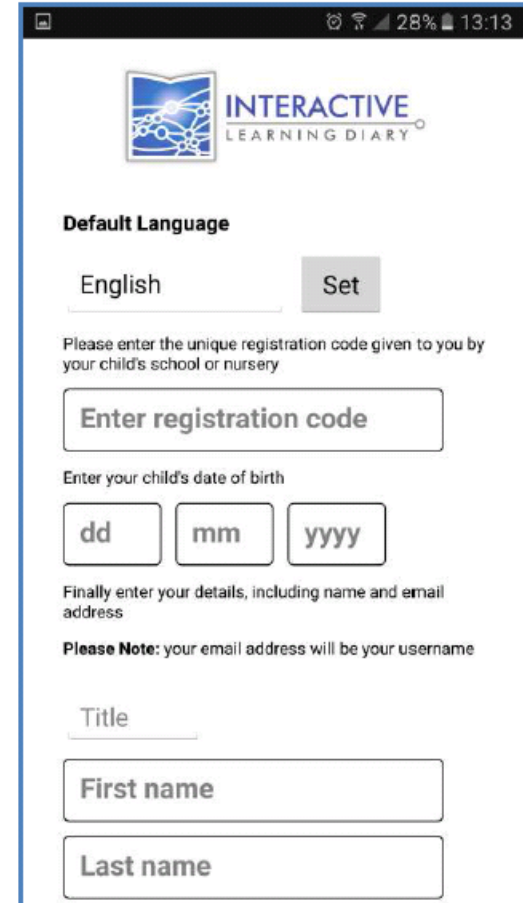
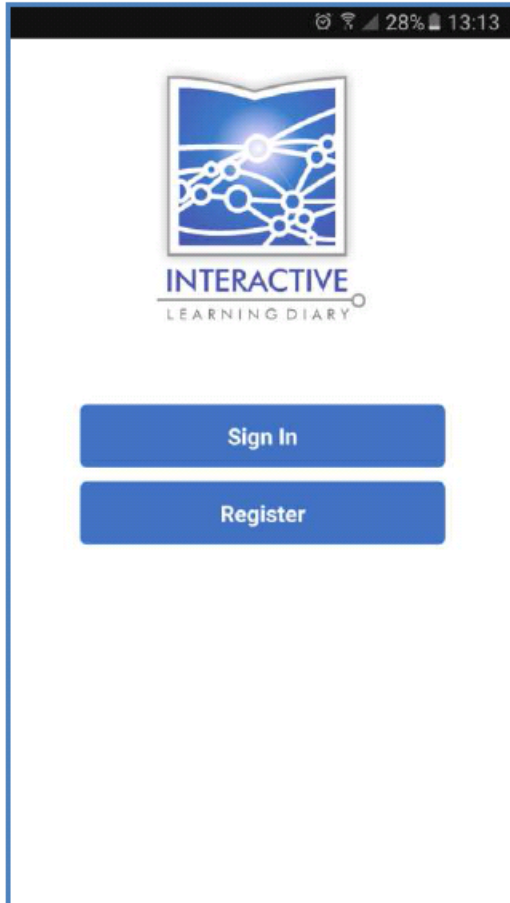
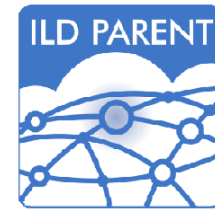
If you have any problems or concerns about this parent portal then please contact your child's school or nursery on .

[Our Policies](#) | [Help and Support](#) | Version: 5.0.0.0

Interactive Learning Diary © 2012. All rights reserved.

# Parent App

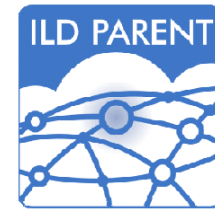
Apple, Android and Windows app store – search ILD Parent



Use the same unique code or the ILD Username and password already set up on the website then the school will approve your account.  
You will then receive an email with your account details.

# Parent App

Apple, Android and Windows app store – search ILD Parent

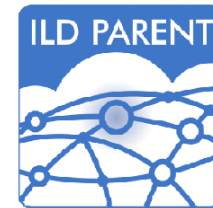
This screenshot shows the login interface. At the top, the status bar displays 28% battery and 13:14. The app logo, 'INTERACTIVE LEARNING DIARY', is centered. Below it are two input fields: 'Username' and 'Password'. At the bottom are two buttons: a blue 'Sign In' button and a red 'Cancel' button. A note at the bottom reads: 'If you have forgotten your username or password, please speak to the school or nursery who will be able to assist!'.This screenshot shows the PIN code setup interface. The status bar displays 27% battery and 13:15. The app logo is at the top. Below it, the text reads: 'To set a new PIN Code, enter a 4-digit number below and select "Set"'. There are two input fields: 'Enter new PIN Code' and 'Confirm new PIN Code'. At the bottom are two buttons: a blue 'Set' button and a red 'Cancel' button.

Sign in again then create your own PIN Code.

This PIN Code will be all you enter when accessing the app in the future.

# Parent App

Apple, Android and Windows app store – search ILD Parent



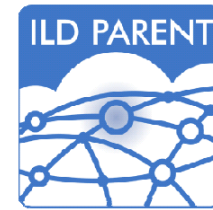
If you can access more than one child, you will be able to choose which child you want to view here.



You will then be given access to your child's portfolio.

# Parent App

Apple, Android and Windows app store – search ILD Parent



## 4 Options:

### Like

- when you choose this option the thumb changes from blue to green

- **Read** observations written by the staff
- **Add** a comment from you or your child



### Next steps

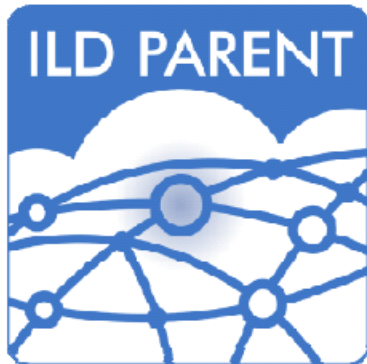

- Read the next steps written by the staff

### Curriculum assessment

- See specific elements of the curriculum that your child has been working towards or met through this observation.

# Parent App

Apple, Android and Windows app store – search ILD Parent



## **User Guide - ILD Parent mobile app**

Designed for parental engagement

By Interactive Learning Diary

There is a step-by-step User guide which outlines how to add your own observations.

Copies available.

# User Name and Passwords

Date: 01/03/2017

Dear Parent/Carer

**RE: Access to the Interactive Learning Diary (ILD) Parent Portal for [YOUR CHILD's NAME](#)**

**Your unique registration code: 1001adf056421**

We are using the Interactive Learning Diary (ILD) to assist us with the recording and planning of your child's educational development. This educational reporting and assessment tool is used in nurseries and schools around the U.K. and worldwide.

The Parent Portal function and the ILD Parent App allows children, parents and teachers to work closely together which is highly beneficial for your child in so many ways.

With your secure password access to the Parent Portal and Parent App, you can not only observe your child's learning diary and discover which parts of their curriculum they are working on, you too can send in observations of your child's activities from home. Sports, hobbies and family excursions can all create exciting new learning experiences for children and can greatly assist in their educational development.

Please enter your Unique Registration Code at <https://portal.interactivelearningdiary.co.uk> and complete the details requested. You will then be able to use these details when accessing the Parent ILD App.

For more information on the ILD, please visit <http://www.interactivelearningdiary.co.uk>

Kind Regards,

Early Years Team  
Crown Lane Primary School